



# OPERATOR'S MANUAL


MODEL #201174  
POWER DISTRIBUTION BOX



## ACTIVATE YOUR WARRANTY

by registering your product:  
[championpowerequipment.com](http://championpowerequipment.com)

SERIAL NO.



 **1-877-338-0999**

or visit [championpowerequipment.com](http://championpowerequipment.com)

**SAVE THESE INSTRUCTIONS.** This manual contains important safety precautions which should be read and understood before operating the product. Failure to do so could result in serious injury. This manual should remain with the product.

Specifications, descriptions and illustrations in this manual are as accurate as known at the time of publication, but are subject to change without notice.

## TABLE OF CONTENTS

<b>Introduction</b> .....	<b>3</b>
<b>Safety Definitions</b> .....	<b>3</b>
<b>Important Safety Instructions</b> .....	<b>4</b>
Safety and Dataplate Labels .....	5
<b>Controls and Features</b> .....	<b>6</b>
Power Distribution Box .....	6
Parts Included .....	7
<b>Operation</b> .....	<b>7</b>
GFCI .....	7
<b>Specifications</b> .....	<b>8</b>

 **FOR PARTS BREAKDOWN**

Search by model number at  
[championpowerequipment.com](http://championpowerequipment.com)

## INTRODUCTION

Congratulations on your purchase of a Champion Power Equipment (CPE) product. CPE designs, builds, and supports all of our products to strict specifications and guidelines. With proper product knowledge, safe use, and regular maintenance, this product should bring years of satisfying service.

Every effort has been made to ensure the accuracy and completeness of the information in this manual at the time of publication, and we reserve the right to change, alter and/or improve the product and this document at any time without prior notice.

CPE highly values how our products are designed, manufactured, operated, and serviced as well as providing safety to the operator and those around the Power Distribution Box. Therefore, it is **IMPORTANT** to review this product manual and other product materials thoroughly and be fully aware and knowledgeable of the assembly, operation, dangers and maintenance of the product before use. Fully familiarize yourself, and make sure others who plan on operating the product fully familiarize themselves too, with the proper safety and operation procedures before each use. Please always exercise common sense and always err on the side of caution when operating the product to ensure no accident, property damage, or injury occurs. We want you to continue to use and be satisfied with your CPE product for years to come.

When contacting CPE about parts and/or service, you will need to supply the complete model and serial numbers of your product. Transcribe the information found on your product's nameplate label to the table below

CPE TECHNICAL SUPPORT TEAM
1-877-338-0999
MODEL NUMBER
201174
SERIAL NUMBER
DATE OF PURCHASE
PURCHASE LOCATION

## SAFETY DEFINITIONS

The purpose of safety symbols is to attract your attention to possible dangers. The safety symbols, and their explanations, deserve your careful attention and understanding. The safety warnings do not by themselves eliminate any danger. The instructions or warnings they give are not substitutes for proper accident prevention measures.

### DANGER

DANGER indicates a hazardous situation which, if not avoided, will result in death or serious injury.

### WARNING

WARNING indicates a hazardous situation which, if not avoided, could result in death or serious injury.

### CAUTION

CAUTION indicates a hazardous situation which, if not avoided, could result in minor or moderate injury.

### NOTICE

NOTICE indicates information considered important, but not hazard-related (e.g., messages relating to property damage).

## IMPORTANT SAFETY INSTRUCTIONS

### **⚠ WARNING**

Cancer and Reproductive Harm – [www.P65Warnings.ca.gov](http://www.P65Warnings.ca.gov)

### **⚠ DANGER**

Electricity is dangerous.

Contact with electric voltage can cause the electrical current to flow through the body, which can result in electric shock, burns and even death.

### **⚠ DANGER**

Power Distribution Box produces powerful voltage.

DO NOT touch bare wires or receptacles.

DO NOT use electrical cords that are worn, damaged or frayed. Use only Champion electrical cords for proper application.

DO NOT operate Power Distribution Box in wet weather.

DO NOT allow children or unqualified persons to operate or service the Power Distribution Box.

Always use a ground fault circuit interrupter (GFCI) in damp areas and areas containing conductive material such as metal decking.

### **⚠ WARNING**

Do not use this device for medical life support uses.

In case of emergency, call 911 immediately.

NEVER use this product to power life support devices or life support appliances.

Inform your electricity provider immediately if you or anyone in your household depends on electrical equipment to live.

Inform your electrical provider immediately if a loss of power would cause you or anyone in your household to experience a medical emergency.

### **⚠ WARNING**

#### **When servicing the Power Distribution Box:**

Disconnect electrical power supply before any repair is performed. It is recommended that any repair be performed by a trained and licensed electrician.

DO NOT modify the internal electrical components of the Power Distribution Box. Failure to do so could result in damage to connected devices, void your warranty and/or cause serious bodily injury or even death.

### **⚠ WARNING**

If any parts or components of this Power Distribution Box are missing, broken or show signs of damage, DISCONTINUE USE IMMEDIATELY and contact customer service at 1-877-338-0999 or visit [www.championpowerequipment.com](http://www.championpowerequipment.com)

### **⚠ WARNING**

Exceeding the Power Distribution Box's operating capacity can damage the Power Distribution Box and/or connected electrical devices.

DO NOT overload the Power Distribution Box.

DO NOT modify the Power Distribution Box in any way.

### **⚠ CAUTION**

Improper treatment or use of the Power Distribution Box can damage it, shorten its life or void the warranty.

Always use the Power Distribution Box only for its intended uses.

Always place and operate the Power Distribution Box on level surfaces.

DO NOT expose Power Distribution Box to excessive moisture, dust, or dirt.

If connected devices overheat, turn them off and disconnect them from the Power Distribution Box.

#### **DO NOT use the Power Distribution Box if:**

- Electrical output is lost
- Equipment sparks, smokes or emits flames

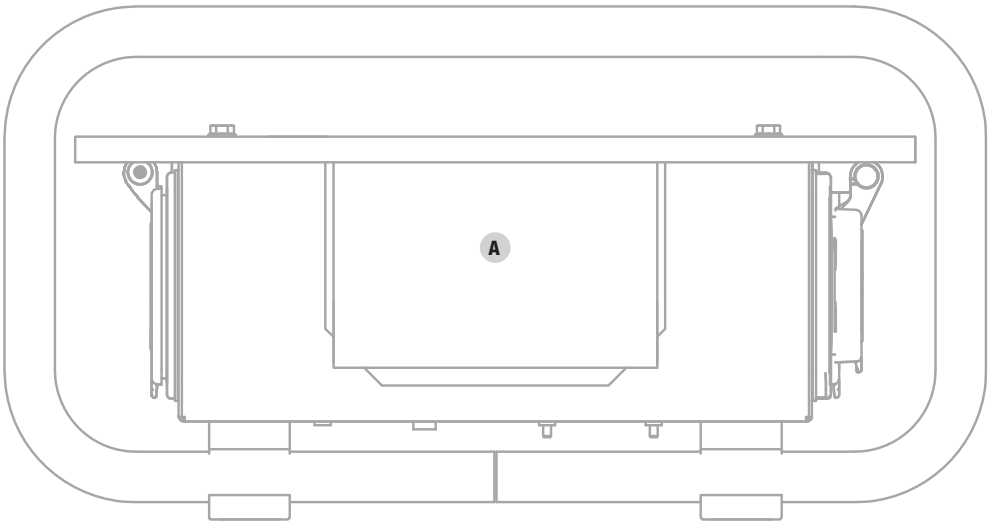
### **🗨 NOTICE**

This Power Distribution Box is equipped with GFCI receptacles to provide protection from electrocution hazards resulting from ground faults.




GFCI receptacles provide protection against ground faults and will not protect against electrical overloads or short circuits.

Safety and Dataplate Labels

These labels warn you of potential hazards that can cause serious injury. Read them carefully.  
If a label comes off or becomes hard to read, contact Technical Support Team for possible replacement.



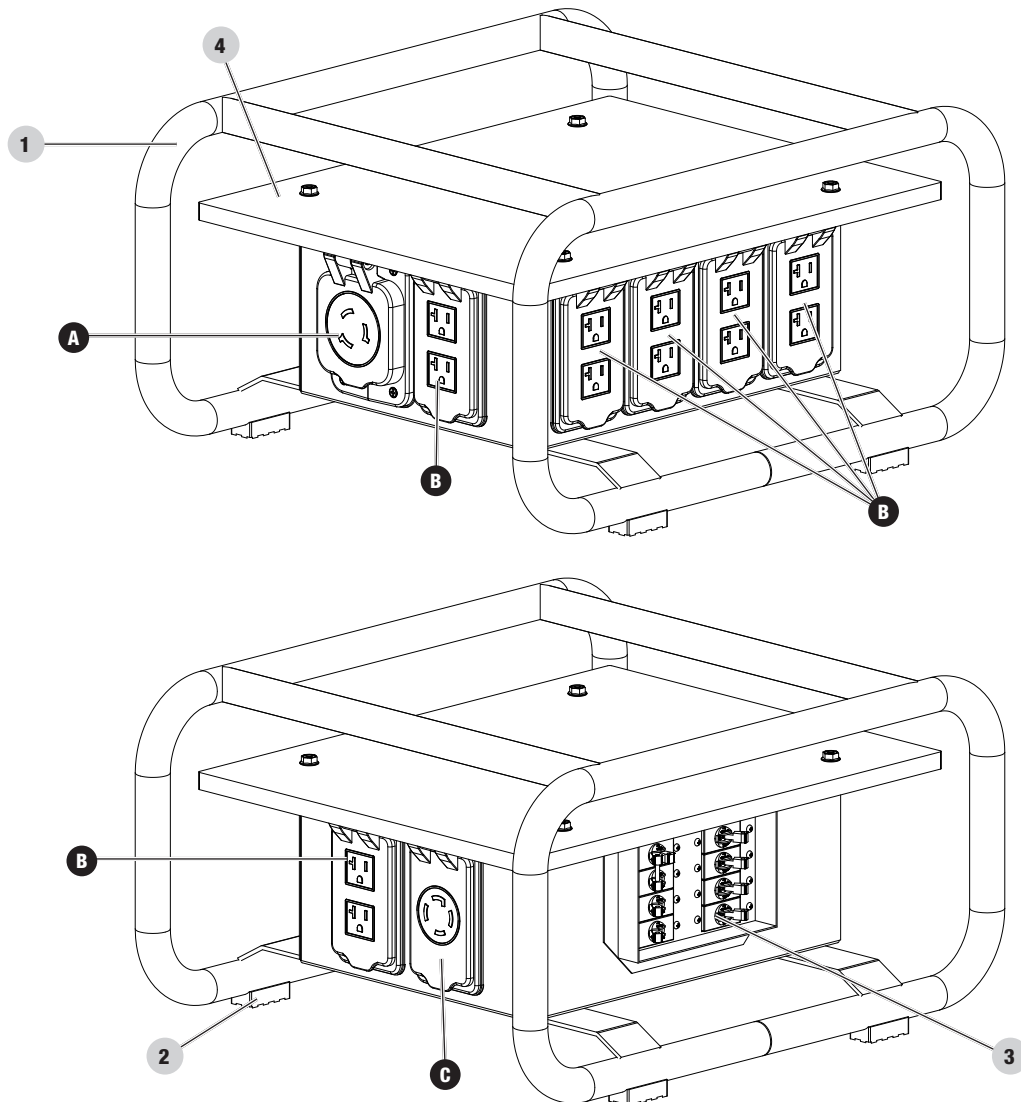
Back

LABEL		DESCRIPTION							
A	<div><div><p>C LISTED US</p><p><b>Intertek</b> <b>5025434</b> Certified to UL Std. No. 1640 Certifié selon CAN/CSA C22.2 No. 14</p></div><div><p>CHAMPION POWER EQUIPMENT, INC. 6370 S PIONEER WAY, UNIT 101 LAS VEGAS, NV 89113 USA / É.-U. 1-877-338-0999 WWW.CHAMPIONPOWEREQUIPMENT.COM MADE IN CHINA / FABRIQUÉ EN CHINE</p><p>8 17198 02598 8</p></div></div>	<div><p>Construction Site Listed Electrical Rating: 50A, 125/250V, 60 Hz, 1 Ph AC Suitable for Continuous Use at Full-Rated Output Rainproof - Type 3R Enclosure</p><p>Site de construction répertorié Caractéristiques électriques : 50 A, 125/250 V, 60 Hz, 1 Ph AC Convient pour une utilisation continue à pleine puissance Étanche à la pluie - boîtier de type 3R</p></div> <div><table><tr><td>MODEL MODÈLE</td><td>201174</td></tr><tr><td>SERIAL NO. N° DE SÉRIE</td><td>XXXXXXXXXXXX</td></tr><tr><td>MANUFACTURE DATE DATE DE FABRICATION</td><td>XXXX</td></tr></table></div> <div><p>REGISTER TO ACTIVATE YOUR WARRANTY ENREGISTREZ-VOUS POUR ACTIVER VOTRE GARANTIE</p></div>	MODEL MODÈLE	201174	SERIAL NO. N° DE SÉRIE	XXXXXXXXXXXX	MANUFACTURE DATE DATE DE FABRICATION	XXXX	Dataplate
	MODEL MODÈLE	201174							
SERIAL NO. N° DE SÉRIE	XXXXXXXXXXXX								
MANUFACTURE DATE DATE DE FABRICATION	XXXX								




## CONTROLS AND FEATURES

Read this operator's manual before operating your Power Distribution Box. Familiarize yourself with the location and function of the controls and features. Save this manual for future reference.

### Power Distribution Box



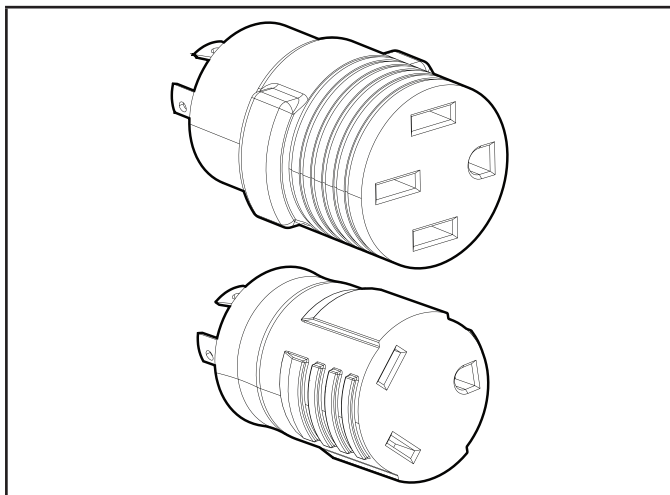
1. **Frame**
2. **Rubber Support Foot**
3. **Circuit Breakers (Flip Reset)** - Protects power source against electrical overload.
4. **Top Cover**

RECEPTACLES		
A		<b>120/240V AC, 50A (NEMA SS2-50P)</b> Power Inlet Plug
B		<b>(12×) 120V AC, 20A GFCI (NEMA 5-20R)</b> May be used to supply electrical power for operation of 120 Volt AC, 20 Amp, single phase, 60 Hz electrical loads.
C		<b>120/240V AC, 30A Locking (NEMA L14-30R)</b> May be used to supply electrical power for operation of 120/240 Volt AC, 30 Amp, single phase, 60 Hz electrical loads.

## Parts Included

### Accessories

L14-30P x 14-50R Adapter .....	1
L14-30P x TT-30R Adapter .....	1



## OPERATION

The outdoor rated Power Distribution Box is used to bring electrical power to remote locations away from a primary power source through the use of a Champion 30-Foot 50-Amp 125/250-Volt power Cord #100828 (not included) or equivalent. To order Power Cord 100828, please call customer service at 1-877-338-0999 or visit [www.championpowerequipment.com](http://www.championpowerequipment.com)

Power source can be a 125/250V, 50A maximum generator or utility. The power cord plugs into the power source and into the power inlet receptacle on the Power Distribution Box. The power inlet feeds a split-phase circuit breaker with (6) 1-pole 20A circuit breakers and (1) 2-pole 30A circuit breaker.

Each 20A circuit breaker powers and protects a 120V 20A GFCI 5-20R receptacle. The 30A circuit breaker powers and protects a 120/240V 30A L14-30R locking receptacle. The 30A receptacle is NOT ground fault protected.

1. Using a power cord, connect 125/250V power source to 50A SS2-50P inlet receptacle.
2. Confirm all circuit breakers are in the ON position.
3. Test and reset each GFCI receptacle. The green power indicating light shall be illuminated.
4. Power Distribution Box is ready for use.

### NOTICE

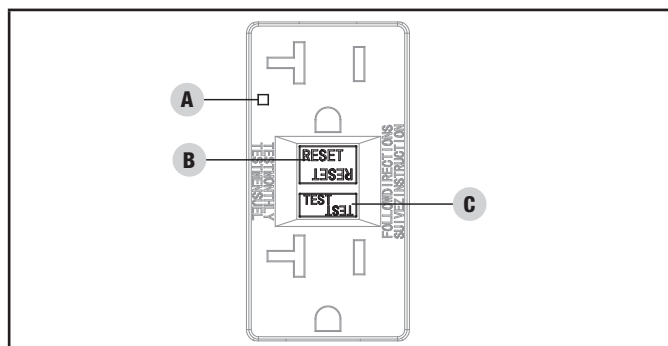
The upstream circuit breaker from the Power Distribution Box shall have an interrupting current rating of at least 10,000 amperes.

## GFCI

Your Power Distribution Box is equipped with ground fault circuit interrupter (GFCI) receptacles. In the event of a ground fault, a GFCI trips automatically to stop the flow of electricity and prevent serious injury. The green indicator light (A) on the receptacle will also turn off. Press the “RESET” (B) button located on the front of the receptacle to restore flow of electricity. The indicator light will also turn back on. GFCI does not protect against circuit overloads.

To ensure proper operation of the GFCI duplex, perform this test monthly:

1. With the Power Distribution Box running, plug a lamp into the GFCI receptacle. Turn the lamp on.
2. Press the “TEST” (C) button located on the front of the receptacle to trip the device. This should immediately stop the flow of electricity and shut off the lamp. If the electricity is not stopped, do not use this receptacle until it has been serviced or replaced.
3. Press the “RESET” button located on the front of the receptacle to restore the flow of electricity. If the indicator light does not come back on or if the GFCI cannot be reset then it must be replaced.



### NOTICE

In any electrical application, some current will flow through the protective ground conductor to the ground, this is called leakage current. It takes 4 mA (0.004 A) and higher of leakage current from the hot wire to the ground to cause a GFCI to trip. On circuits protected by GFCI's, leakage current can cause unnecessary and intermittent tripping.

Some stationary motors, such as a bathroom vent fan, fluorescent lighting fixtures or some refrigerators, may produce enough leakage to cause nuisance tripping. To avoid nuisance tripping, a GFCI should not supply:

- Fluorescent or other types of electric-discharge lighting fixtures.
- Permanently installed electric motors, like air conditioners, furnaces or refrigerators.

SPECIFICATIONS

Model .....	201174
AC Volts .....	125/250
AC Amps .....	50
Enclosure Rating .....	NEMA 3R (outdoor)
Weight .....	22 lbs (10 kg)
Length .....	19.1 in. (48.5 cm)
Width .....	15.9 in. (40.4 cm)
Height .....	9.6 in. (24.5 cm)



# WARRANTY\*

CHAMPION POWER EQUIPMENT  
1 YEAR LIMITED WARRANTY

## Warranty Qualifications

To register your product for warranty and FREE lifetime call center technical support please visit:

<https://www.championpowerequipment.com/register>

To complete registration you will need to include a copy of the purchase receipt as proof of original purchase. Proof of purchase is required for warranty service. Please register within ten (10) days from date of purchase.

## Repair/Replacement Warranty

CPE warrants to the original purchaser that the mechanical and electrical components will be free of defects in material and workmanship for a period of one year (parts and labor) from the original date of purchase and 90 days (parts and labor) for commercial and industrial use. Transportation charges on product submitted for repair or replacement under this warranty are the sole responsibility of the purchaser. This warranty only applies to the original purchaser and is not transferable.

## Do Not Return The Unit To The Place Of Purchase

Contact CPE's Technical Service and CPE will troubleshoot any issue via phone or e-mail. If the problem is not corrected by this method, CPE will, at its option, authorize evaluation, repair or replacement of the defective part or component at a CPE Service Center. CPE will provide you with a case number for warranty service. Please keep it for future reference. Repairs or replacements without prior authorization, or at an unauthorized repair facility, will not be covered by this warranty.

## Warranty Exclusions

This warranty does not cover the following repairs and equipment:

### Normal Wear

Products with mechanical and electrical components need periodic parts and service to perform well. This warranty does not cover repair when normal use has exhausted the life of a part or the equipment as a whole.

### Installation, Use and Maintenance

This warranty will not apply to parts and/or labor if the product is deemed to have been misused, neglected, involved in an accident, abused, loaded beyond the product's limits, modified, installed improperly or connected incorrectly to any electrical component. Normal maintenance is not covered by this warranty and is not required to be performed at a facility or by a person authorized by CPE.

## Other Exclusions

This warranty excludes:

- Cosmetic defects such as paint, decals, etc.
- Wear items such as filter elements, o-rings, etc.
- Accessory parts such as starting batteries, and storage covers.
- Failures due to acts of God and other force majeure events beyond the manufacturer's control.
- Problems caused by parts that are not original Champion Power Equipment parts.

## Limits of Implied Warranty and Consequential Damage

Champion Power Equipment disclaims any obligation to cover any loss of time, use of this product, freight, or any incidental or consequential claim by anyone from using this product. THIS WARRANTY IS IN LIEU OF ALL OTHER WARRANTIES, EXPRESS OR IMPLIED, INCLUDING WARRANTIES OF MERCHANTABILITY OR FITNESS FOR A PARTICULAR PURPOSE.

A unit provided as an exchange will be subject to the warranty of the original unit. The length of the warranty governing the exchanged unit will remain calculated by reference to the purchase date of the original unit.

This warranty gives you certain legal rights which may change from state to state or province to province. Your state or province may also have other rights you may be entitled to that are not listed within this warranty.

## Contact Information

### Address

Champion Power Equipment, Inc.  
6370 S Pioneer Way, Unit 101  
Las Vegas, NV 89113 USA  
[www.championpowerequipment.com](http://www.championpowerequipment.com)

### Customer Service

Toll Free: 1-877-338-0999  
[info@championpowerequipment.com](mailto:info@championpowerequipment.com)  
Fax no.: 1-562-236-9429

### Technical Service

Toll Free: 1-877-338-0999  
[tech@championpowerequipment.com](mailto:tech@championpowerequipment.com)  
24/7 Tech Support: 1-562-204-1188